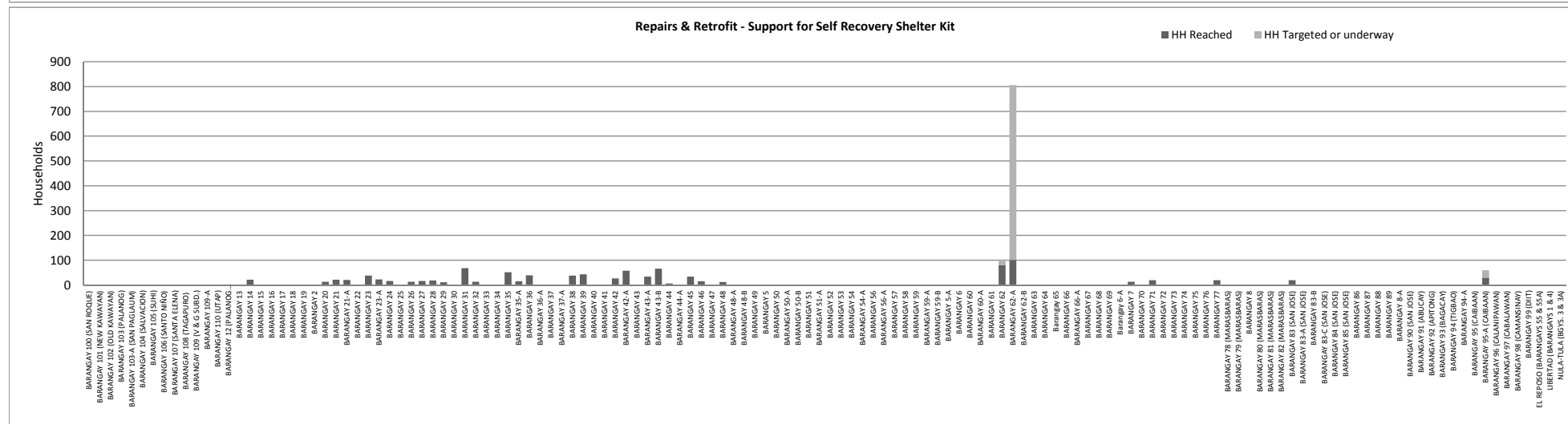
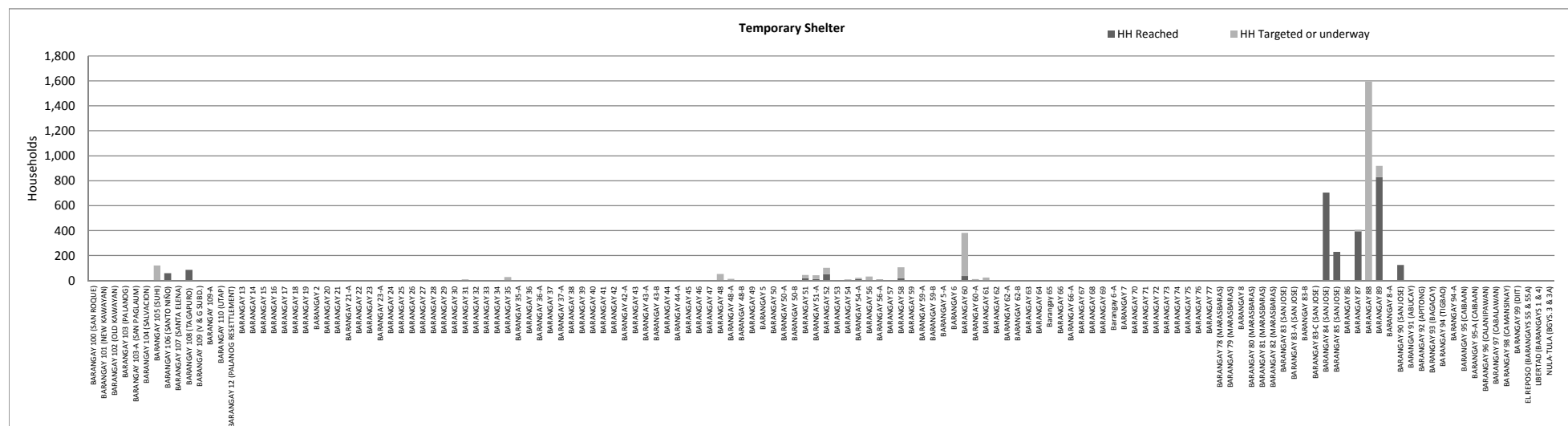


Recovery Shelter Activities (as of 06-OCT-2014)

The graphs shown below represent the sum of households who have received (HH reached) or who will receive (HH targeted or underway) recovery shelter support by HSWG partner agencies. Numbers reached are those reported to the HSWG by 6th October 2014. Household number do not represent the total needs by Barangay - for this, consult with relevant Barangay or Municipality. PLEASE NOTE - scale differs in each graph.

The full data set of HSWG data can be found [here](#):

<https://www.sheltercluster.org/Asia/Philippines/Typhoon%20Haiyan%202013/Documents/20141003%20HSWG%20Database%20for%20we>



TACLOBAN CITY (CAPITAL), LEYTE - HSWG Partner Reporting

Recovery Shelter Activities (as of 06-OCT-2014)

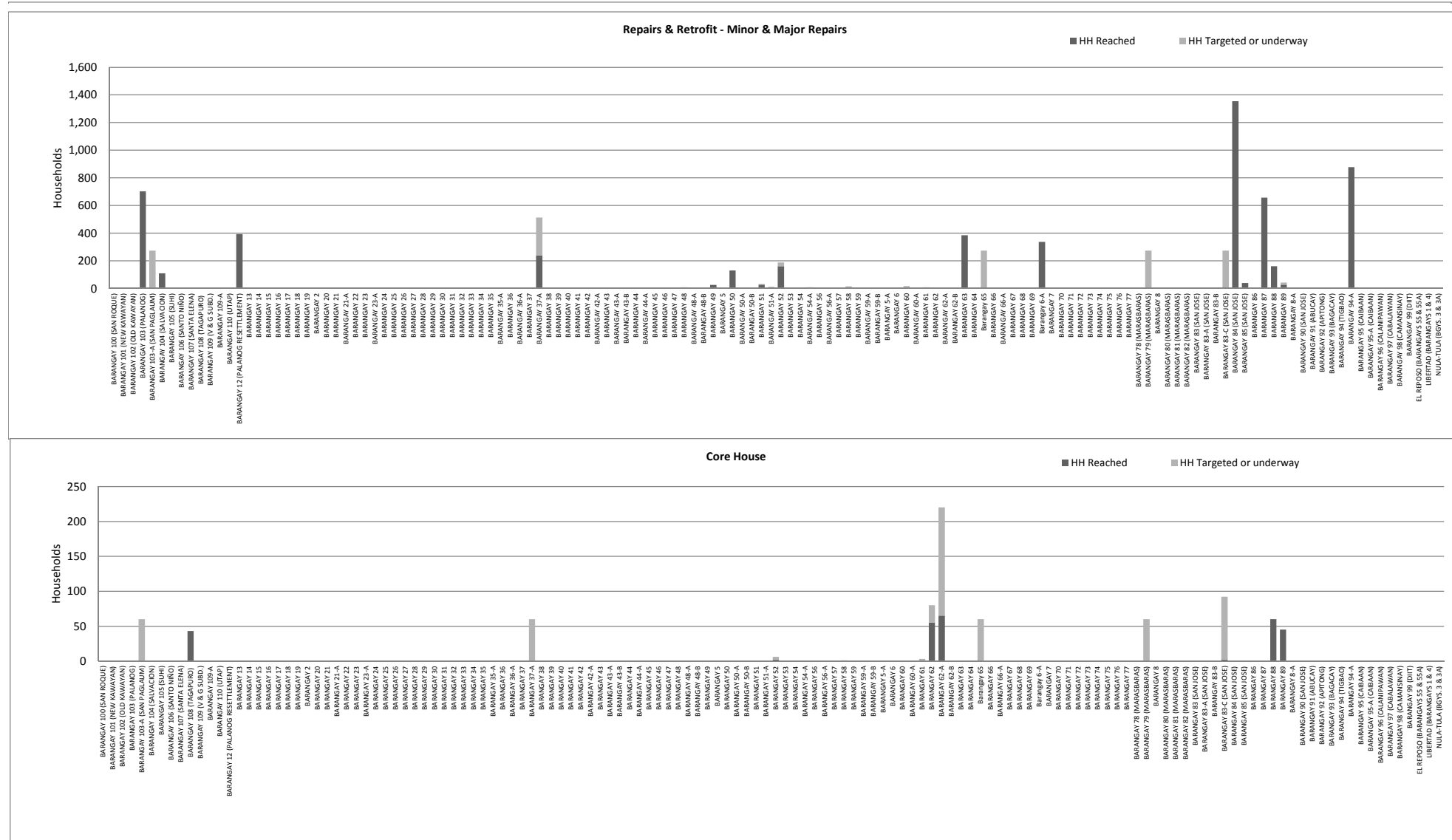
The graphs shown below represent the sum of households who have received (HH reached) or who will receive (HH targeted or underway) recovery shelter support by HSWG partner agencies. Numbers reached are those reported to the HSWG by 6th October 2014. Household number do not represent the total needs by Barangay - for this, consult with relevant Barangay or Municipality. PLEASE NOTE - scale differs in each graph.

For explanation of intervention types, please see Shelter Cluster Recovery guidelines:

<https://www.sheltercluster.org/Asia/Philippines/Typhoon%20Haiyan%202013/Documents/Recovery%20Shelter%20Guidelines.pdf>

The full data set of HSWG data can be found here:

<https://www.sheltercluster.org/Asia/Philippines/Typhoon%20Haiyan%202013/Documents/20141003%20HSWG%20Database%20for%20we>



TACLOBAN CITY (CAPITAL), LEYTE - HSWG Partner Reporting

Recovery Shelter Activities (as of 06-OCT-2014)

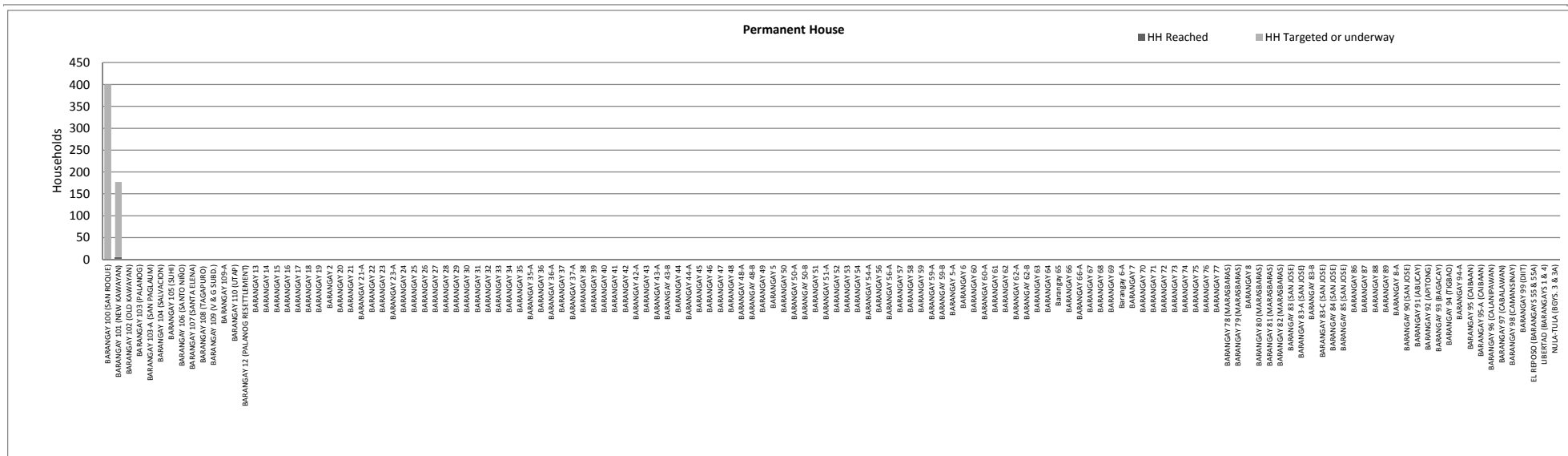
The graphs shown below represent the sum of households who have received (HH reached) or who will receive (HH targeted or underway) recovery shelter support by HSWG partner agencies. Numbers reached are those reported to the HSWG by 6th October 2014. Household number do not represent the total needs by Barangay - for this, consult with relevant Barangay or Municipality. PLEASE NOTE - scale differs in each graph.

For explanation of intervention types, please see Shelter Cluster Recovery guidelines:

<https://www.sheltercluster.org/Asia/Philippines/Typhoon%20Haiyan%202013/Documents/Recovery%20Shelter%20Guidelines.pdf>

The full data set of HSWG data can be found here:

<https://www.sheltercluster.org/Asia/Philippines/Typhoon%20Haiyan%202013/Documents/20141003%20HSWG%20Database%20for%20we>



TACLOBAN CITY (CAPITAL) - HSWG Partner reporting**Recovery Shelter activities (as of 06-OCT-2014)****Interventions By AGENCIES**

The data shown below represent the sum of households who have received (HH reached) or who will receive (HH targeted or underway) recovery shelter support by HSWG partner agencies. Numbers reached are those reported to the HSWG by 6th October 2014. The full data set of HSWG data can be found here:

<https://www.sheltercluster.org/Asia/Philippines/Typhoon%20Haiyan%202013/Documents/20141003%20HSWG%20Database%20for%20website.xlsb>

Agency	Temporary Shelter		Repairs & Retrofit		Core House		Permanent House		Total HH Reached	Total HH Targeted
	HH Reached	HH Targeted	HH Reached	HH Targeted	HH Reached	HH Targeted	HH Reached	HH Targeted		
All Hands Volunteers	146	266			2	32			148	298
CECI-CONCERN INC.	99	201	83	99					182	300
CRS	161	887	44	144	2	10			207	1,041
Enfants du Mekong			30	60					30	60
Habitat for Humanity			134	134			5	177	139	311
HOPE International Development Agency, Japan			750	750					750	750
IOM			5,521	5,521	43	43			5,564	5,564
NCCP-ACT ALLIANCE							0	400	0	400
Operation Blessing					105	105			105	105
Operation Compassion / Humedica	0	450							0	450
OXFAM /Green Mindanao	2,184	3,330							2,184	3,330
Plan International			162	889	120	300			282	1,189
PRC - American Red Cross			0	1,893	0	350			0	2,243
Samaritan's Purse	3,761	3,761	61	61					3,822	3,822
TESDA			120	120					120	120
Grand Total	6,351	8,895	6,905	9,671	272	840	5	577	13,533	19,983

**TACLOBAN CITY (CAPITAL) - HSWG Partner reporting****Recovery Shelter activities (as of 06-OCT-2014)****Interventions By BARANGAYS**

The data shown below represent the sum of households who have received (HH reached) or who will receive (HH targeted or underway) recovery shelter support by HSWG partner agencies. Numbers reached are those reported to the HSWG by 6th October 2014. The full data set of HSWG data can be found [here](https://www.sheltercluster.org/Asia/Philippines/Typhoon%20Haiyan%202013/Documents/20141003%20HSWG%20Database%20for%20website.xlsx):

<https://www.sheltercluster.org/Asia/Philippines/Typhoon%20Haiyan%202013/Documents/20141003%20HSWG%20Database%20for%20website.xlsx>

Barangay	Temporary Shelter		Repairs & Retrofit		Core House		Permanent House		Total HH Reached	Total HH Target
	HH Reached	HH Target	HH Reached	HH Target	HH Reached	HH Target	HH Reached	HH Target		
BARANGAY 100 (SAN ROQUE)							0	400	0	400
BARANGAY 101 (NEW KAWAYAN)							5	177	5	177
BARANGAY 102 (OLD KAWAYAN)										
BARANGAY 103 (PALANOG)			703	703					703	703
BARANGAY 103-A (SAN PAGLAUM)			0	273	0	60			0	333
BARANGAY 104 (SALVACION)			109	109					109	109
BARANGAY 105 (SUHI)	0	120							0	120
BARANGAY 106 (SANTO NIÑO)	60	60							60	60
BARANGAY 108 (TAGAPURO)	86	86			43	43			129	129
BARANGAY 12 (PALANOG RESETTLEMENT)			393	393					393	393
BARANGAY 13										
BARANGAY 14			22	22					22	22
BARANGAY 2										
BARANGAY 20			13	13					13	13
BARANGAY 21			22	22					22	22
BARANGAY 21-A			21	21					21	21
BARANGAY 23			38	38					38	38
BARANGAY 23-A			23	23					23	23
BARANGAY 24			17	17					17	17
BARANGAY 25										
BARANGAY 26			13	13					13	13
BARANGAY 27			17	17					17	17
BARANGAY 28			19	19					19	19
BARANGAY 29			11	11					11	11
BARANGAY 31	0	10	68	68					68	78
BARANGAY 32			13	13					13	13
BARANGAY 35	0	28	52	56					52	84
BARANGAY 35-A			15	15	0	0			15	15
BARANGAY 36			39	39					39	39
BARANGAY 37-A			239	512	0	60			239	572
BARANGAY 38			38	38					38	38
BARANGAY 39			43	43					43	43
BARANGAY 41			1	1					1	1
BARANGAY 42			27	27					27	27
BARANGAY 42-A			58	58					58	58
BARANGAY 43-A			34	34					34	34
BARANGAY 43-B			66	66					66	66
BARANGAY 44			6	6					6	6
BARANGAY 45			34	34					34	34
BARANGAY 46			15	15					15	15
BARANGAY 47										
BARANGAY 48	0	53	12	20					12	73
BARANGAY 48-A	0	14	0	5					0	19
BARANGAY 48-B					0	0			0	0
BARANGAY 49			25	25					25	25
BARANGAY 5										
BARANGAY 50			130	130					130	130
BARANGAY 51	19	44	28	33					47	77
BARANGAY 51-A	12	42	4	12					16	54
BARANGAY 52	50	102	160	188	2	6			212	296
BARANGAY 54	6	9	2	2					8	11
BARANGAY 54-A	12	22	2	9					14	31
BARANGAY 56	0	32	0	3					0	35
BARANGAY 56-A	8	8							8	8
BARANGAY 58	18	106	3	15	0	1			21	122
BARANGAY 6										
BARANGAY 60	36	382	6	18					42	400
BARANGAY 60-A	0	11							0	11
BARANGAY 61	0	24	0	8	0	3			0	35
BARANGAY 62			81	103	55	80			136	183

TACLOBAN CITY (CAPITAL) - HSWG Partner reporting

Recovery Shelter activities (as of 06-OCT-2014)

Interventions By BARANGAYS

The data shown below represent the sum of households who have received (HH reached) or who will receive (HH targeted or underway) recovery shelter support by HSWG partner agencies. Numbers reached are those reported to the HSWG by 6th October 2014. The full data set of HSWG data can be found [here](https://www.sheltercluster.org/Asia/Philippines/Typhoon%20Haiyan%202013/Documents/20141003%20HSWG%20Database%20for%20website.xlsx):

<https://www.sheltercluster.org/Asia/Philippines/Typhoon%20Haiyan%202013/Documents/20141003%20HSWG%20Database%20for%20website.xlsx>

Barangay	Temporary Shelter		Repairs & Retrofit		Core House		Permanent House		Total HH Reached	Total HH Target
	HH Reached	HH Target	HH Reached	HH Target	HH Reached	HH Target	HH Reached	HH Target		
BARANGAY 62-A			101	806	65	220			166	1,026
BARANGAY 62-B										
BARANGAY 63			385	385					385	385
BARANGAY 64										
Barangay 65			0	273	0	60			0	333
Barangay 6-A			337	337					337	337
BARANGAY 7			13	13					13	13
BARANGAY 71			20	20					20	20
BARANGAY 77			20	20					20	20
BARANGAY 79 (MARASBARAS)			0	273	0	60			0	333
BARANGAY 8										
BARANGAY 83 (SAN JOSE)			24	24					24	24
BARANGAY 83-C (SAN JOSE)			0	273	2	92			2	365
BARANGAY 84 (SAN JOSE)	705	705	1,355	1,355					2,060	2,060
BARANGAY 85 (SAN JOSE)	230	230	40	40					270	270
BARANGAY 86										
BARANGAY 87	395	407	657	657					1,052	1,064
BARANGAY 88	0	1,596	161	161	60	60			221	1,817
BARANGAY 89	829	919	27	43	45	45			901	1,007
BARANGAY 94-A			878	878					878	878
BARANGAY 95-A (CAIBAAN)			30	60					30	60
(blank)	3,761	3,761	235	761	0	50			3,996	4,572
NULA-TULA (BGYS. 3 & 3A)										
LIBERTAD (BARANGAYS 1 & 4)										
BARANGAY 107 (SANTA ELENA)										
BARANGAY 15										
BARANGAY 16										
BARANGAY 17										
BARANGAY 18										
BARANGAY 19										
BARANGAY 22										
BARANGAY 30										
BARANGAY 33										
BARANGAY 34										
BARANGAY 37										
BARANGAY 40										
BARANGAY 43										
BARANGAY 44-A										
BARANGAY 50-A										
BARANGAY 50-B										
BARANGAY 53										
EL REPOSO (BARANGAYS 55 & 55A)										
BARANGAY 57										
BARANGAY 59										
BARANGAY 66										
BARANGAY 66-A										
BARANGAY 67										
BARANGAY 68										
BARANGAY 69										
BARANGAY 70										
BARANGAY 72										
BARANGAY 73										
BARANGAY 74										
BARANGAY 75										
BARANGAY 76										
BARANGAY 78 (MARASBARAS)										
BARANGAY 80 (MARASBARAS)										
BARANGAY 81 (MARASBARAS)										
BARANGAY 82 (MARASBARAS)										
BARANGAY 83-A (SAN JOSE)										

**TACLOBAN CITY (CAPITAL) - HSWG Partner reporting****Recovery Shelter activities (as of 06-OCT-2014)****Interventions By BARANGAYS**

The data shown below represent the sum of households who have received (HH reached) or who will receive (HH targeted or underway) recovery shelter support by HSWG partner agencies. Numbers reached are those reported to the HSWG by 6th October 2014. The full data set of HSWG data can be found here:

<https://www.sheltercluster.org/Asia/Philippines/Typhoon%20Haiyan%202013/Documents/20141003%20HSWG%20Database%20for%20website.xlsx>

	Temporary Shelter		Repairs & Retrofit		Core House		Permanent House		Total HH Reached	Total HH Target
Barangay	HH Reached	HH Target	HH Reached	HH Target	HH Reached	HH Target	HH Reached	HH Target		
BARANGAY 90 (SAN JOSE)	124	124							124	124
BARANGAY 91 (ABUCAY)										
BARANGAY 92 (APITONG)										
BARANGAY 93 (BAGACAY)										
BARANGAY 94 (TIGBAO)										
BARANGAY 95 (CAIBAAN)										
BARANGAY 96 (CALANIPAWAN)										
BARANGAY 97 (CABALAWAN)										
BARANGAY 98 (CAMANSINAY)										
BARANGAY 99 (DIIT)										
BARANGAY 109 (V & G SUBD.)										
BARANGAY 109-A										
BARANGAY 110 (UTAP)										
BARANGAY 5-A										
BARANGAY 36-A										
BARANGAY 59-A										
BARANGAY 59-B										
BARANGAY 83-B										
BARANGAY 8-A										
Grand Total	6,351	8,895	6,905	9,671	272	840	5	577	13,533	19,983

TACLOBAN CITY (CAPITAL) - HSWG Partner reporting**Recovery Shelter activities (as of 06-OCT-2014)****Interventions By BARANGAYS & AGENCIES**

The data shown below represent the sum of households who have received (HH reached) or who will receive (HH targeted or underway) recovery shelter support by HSWG partner agencies. Numbers reached are those reported to the HSWG by 6th October 2014. The full data set of HSWG data can be found here:

<https://www.sheltercluster.org/Asia/Philippines/Typhoon%20Haiyan%202013/Documents/20141003%20HSWG%20Database%20for%20website.xlsx>

	Temporary Shelter		Repairs & Retrofit		Core House		Permanent House		Total HH Reached	Total HH Target
Barangays & Agency	HH Reached	HH Target	HH Reached	HH Target	HH Reached	HH Target	HH Reached	HH Target		
BARANGAY 100 (SAN ROQUE)							0	400	0	400
NCCP-ACT ALLIANCE							0	400	0	400
BARANGAY 101 (NEW KAWAYAN)							5	177	5	177
Habitat for Humanity							5	177	5	177
BARANGAY 102 (OLD KAWAYAN)										
BARANGAY 103 (PALANOG)			703	703					703	703
IOM			703	703					703	703
BARANGAY 103-A (SAN PAGLAUM)			0	273	0	60			0	333
PRC - American Red Cross			0	273	0	60			0	333
BARANGAY 104 (SALVACION)			109	109					109	109
IOM			109	109					109	109
BARANGAY 105 (SUHI)	0	120							0	120
All Hands Volunteers	0	120							0	120
BARANGAY 106 (SANTO NIÑO)	60	60							60	60
All Hands Volunteers	60	60							60	60
BARANGAY 108 (TAGAPURO)	86	86			43	43			129	129
All Hands Volunteers	86	86							86	86
IOM					43	43			43	43
BARANGAY 12 (PALANOG RESETTLEMENT)			393	393					393	393
IOM			393	393					393	393
BARANGAY 13										
BARANGAY 14			22	22					22	22
HOPE International Development Agency, Japan			22	22					22	22
BARANGAY 2										
BARANGAY 20			13	13					13	13
HOPE International Development Agency, Japan			13	13					13	13
BARANGAY 21			22	22					22	22
HOPE International Development Agency, Japan			22	22					22	22
BARANGAY 21-A			21	21					21	21
HOPE International Development Agency, Japan			21	21					21	21
BARANGAY 23			38	38					38	38
HOPE International Development Agency, Japan			38	38					38	38
BARANGAY 23-A			23	23					23	23
HOPE International Development Agency, Japan			23	23					23	23
BARANGAY 24			17	17					17	17
HOPE International Development Agency, Japan			17	17					17	17
BARANGAY 25										
BARANGAY 26			13	13					13	13
HOPE International Development Agency, Japan			13	13					13	13
BARANGAY 27			17	17					17	17
HOPE International Development Agency, Japan			17	17					17	17
BARANGAY 28			19	19					19	19
HOPE International Development Agency, Japan			19	19					19	19

TACLOBAN CITY (CAPITAL) - HSWG Partner reporting**Recovery Shelter activities (as of 06-OCT-2014)****Interventions By BARANGAYS & AGENCIES**

The data shown below represent the sum of households who have received (HH reached) or who will receive (HH targeted or underway) recovery shelter support by HSWG partner agencies. Numbers reached are those reported to the HSWG by 6th October 2014. The full data set of HSWG data can be found here:

<https://www.sheltercluster.org/Asia/Philippines/Typhoon%20Haiyan%202013/Documents/20141003%20HSWG%20Database%20for%20website.xlsx>

	Temporary Shelter		Repairs & Retrofit		Core House		Permanent House		Total HH Reached	Total HH Target
Barangays & Agency	HH Reached	HH Target	HH Reached	HH Target	HH Reached	HH Target	HH Reached	HH Target		
BARANGAY 29			11	11					11	11
HOPE International Development Agency, Japan			11	11					11	11
BARANGAY 31	0	10	68	68					68	78
CRS	0	10							0	10
HOPE International Development Agency, Japan			68	68					68	68
BARANGAY 32			13	13					13	13
HOPE International Development Agency, Japan			13	13					13	13
BARANGAY 35	0	28	52	56					52	84
CRS	0	28	0	4					0	32
HOPE International Development Agency, Japan			52	52					52	52
BARANGAY 35-A			15	15	0	0			15	15
CRS					0	0			0	0
HOPE International Development Agency, Japan			15	15					15	15
BARANGAY 36			39	39					39	39
HOPE International Development Agency, Japan			39	39					39	39
BARANGAY 37-A			239	512	0	60			239	572
IOM			239	239					239	239
PRC - American Red Cross			0	273	0	60			0	333
BARANGAY 38			38	38					38	38
HOPE International Development Agency, Japan			38	38					38	38
BARANGAY 39			43	43					43	43
HOPE International Development Agency, Japan			43	43					43	43
BARANGAY 41			1	1					1	1
HOPE International Development Agency, Japan			1	1					1	1
BARANGAY 42			27	27					27	27
HOPE International Development Agency, Japan			27	27					27	27
BARANGAY 42-A			58	58					58	58
HOPE International Development Agency, Japan			58	58					58	58
BARANGAY 43-A			34	34					34	34
HOPE International Development Agency, Japan			34	34					34	34
BARANGAY 43-B			66	66					66	66
HOPE International Development Agency, Japan			66	66					66	66
BARANGAY 44			6	6					6	6
HOPE International Development Agency, Japan			6	6					6	6
BARANGAY 45			34	34					34	34
HOPE International Development Agency, Japan			34	34					34	34
BARANGAY 46			15	15					15	15
HOPE International Development Agency, Japan			15	15					15	15
BARANGAY 47										
BARANGAY 48	0	53	12	20					12	73
CRS	0	53	0	8					0	61
HOPE International Development Agency, Japan			12	12					12	12
BARANGAY 48-A	0	14	0	5					0	19
CRS	0	14	0	5					0	19
BARANGAY 48-B					0	0			0	0

TACLOBAN CITY (CAPITAL) - HSWG Partner reporting**Recovery Shelter activities (as of 06-OCT-2014)****Interventions By BARANGAYS & AGENCIES**

The data shown below represent the sum of households who have received (HH reached) or who will receive (HH targeted or underway) recovery shelter support by HSWG partner agencies. Numbers reached are those reported to the HSWG by 6th October 2014. The full data set of HSWG data can be found here:

<https://www.sheltercluster.org/Asia/Philippines/Typhoon%20Haiyan%202013/Documents/20141003%20HSWG%20Database%20for%20website.xlsx>

Barangays & Agency	Temporary Shelter		Repairs & Retrofit		Core House		Permanent House		Total HH Reached	Total HH Target
	HH Reached	HH Target	HH Reached	HH Target	HH Reached	HH Target	HH Reached	HH Target		
CRS					0	0			0	0
BARANGAY 49			25	25					25	25
IOM			25	25					25	25
BARANGAY 5										
BARANGAY 50			130	130					130	130
IOM			130	130					130	130
BARANGAY 51	19	44	28	33					47	77
CRS	19	44	3	8					22	52
IOM			25	25					25	25
BARANGAY 51-A	12	42	4	12					16	54
CRS	12	42	4	12					16	54
BARANGAY 52	50	102	160	188	2	6			212	296
CRS	50	102	24	52	2	6			76	160
IOM			136	136					136	136
BARANGAY 54	6	9	2	2					8	11
CRS	6	9	2	2					8	11
BARANGAY 54-A	12	22	2	9					14	31
CRS	12	22	2	9					14	31
BARANGAY 56	0	32	0	3					0	35
CRS	0	32	0	3					0	35
BARANGAY 56-A	8	8							8	8
CRS	8	8							8	8
BARANGAY 58	18	106	3	15	0	1			21	122
CRS	18	106	3	15	0	1			21	122
BARANGAY 6										
BARANGAY 60	36	382	6	18					42	400
CRS	36	382	6	18					42	400
BARANGAY 60-A	0	11							0	11
CRS	0	11							0	11
BARANGAY 61	0	24	0	8	0	3			0	35
CRS	0	24	0	8	0	3			0	35
BARANGAY 62			81	103	55	80			136	183
Plan International			61	83	55	80			116	163
TESDA			20	20					20	20
BARANGAY 62-A			101	806	65	220			166	1,026
Plan International			101	806	65	220			166	1,026
BARANGAY 62-B										
BARANGAY 63			385	385					385	385
IOM			385	385					385	385
BARANGAY 64										
Barangay 65			0	273	0	60			0	333
PRC - American Red Cross			0	273	0	60			0	333
Barangay 6-A			337	337					337	337
IOM			337	337					337	337

TACLOBAN CITY (CAPITAL) - HSWG Partner reporting**Recovery Shelter activities (as of 06-OCT-2014)****Interventions By BARANGAYS & AGENCIES**

The data shown below represent the sum of households who have received (HH reached) or who will receive (HH targeted or underway) recovery shelter support by HSWG partner agencies. Numbers reached are those reported to the HSWG by 6th October 2014. The full data set of HSWG data can be found here:

<https://www.sheltercluster.org/Asia/Philippines/Typhoon%20Haiyan%202013/Documents/20141003%20HSWG%20Database%20for%20website.xlsv>

Barangays & Agency	Temporary Shelter		Repairs & Retrofit		Core House		Permanent House		Total HH Reached	Total HH Target
	HH Reached	HH Target	HH Reached	HH Target	HH Reached	HH Target	HH Reached	HH Target		
BARANGAY 7			13	13					13	13
HOPE International Development Agency, Japan			13	13					13	13
BARANGAY 71			20	20					20	20
TESDA			20	20					20	20
BARANGAY 77			20	20					20	20
TESDA			20	20					20	20
BARANGAY 79 (MARASBARAS)			0	273	0	60			0	333
PRC - American Red Cross			0	273	0	60			0	333
BARANGAY 8										
BARANGAY 83 (SAN JOSE)			24	24					24	24
IOM			4	4					4	4
TESDA			20	20					20	20
BARANGAY 83-C (SAN JOSE)			0	273	2	92			2	365
All Hands Volunteers					2	32			2	32
PRC - American Red Cross			0	273	0	60			0	333
BARANGAY 84 (SAN JOSE)	705	705	1,355	1,355					2,060	2,060
IOM			1,355	1,355					1,355	1,355
OXFAM /Green Mindanao	705	705							705	705
BARANGAY 85 (SAN JOSE)	230	230	40	40					270	270
IOM			40	40					40	40
OXFAM /Green Mindanao	230	230							230	230
BARANGAY 86										
BARANGAY 87	395	407	657	657					1,052	1,064
CECI-CONCERN INC.	26	38	56	56					82	94
IOM			601	601					601	601
OXFAM /Green Mindanao	369	369							369	369
BARANGAY 88	0	1,596	161	161	60	60			221	1,817
IOM			161	161					161	161
Operation Blessing					60	60			60	60
Operation Compassion / Humedica	0	450							0	450
OXFAM /Green Mindanao	0	1,146							0	1,146
BARANGAY 89	829	919	27	43	45	45			901	1,007
CECI-CONCERN INC.	73	163	27	43					100	206
Operation Blessing					45	45			45	45
OXFAM /Green Mindanao	756	756							756	756
BARANGAY 94-A			878	878					878	878
IOM			878	878					878	878
BARANGAY 95-A (CAIBAAN)			30	60					30	60
Enfants du Mekong			30	60					30	60
(blank)	3,761	3,761	235	761	0	50			3,996	4,572
Habitat for Humanity			134	134					134	134
PRC - American Red Cross			0	526	0	50			0	576
Samaritan's Purse	3,761	3,761	61	61					3,822	3,822
TESDA			40	40					40	40
NULA-TULA (BGYS. 3 & 3A)										
LIBERTAD (BARANGAYS 1 & 4)										
BARANGAY 107 (SANTA ELENA)										
BARANGAY 15										

**TACLOBAN CITY (CAPITAL) - HSWG Partner reporting****Recovery Shelter activities (as of 06-OCT-2014)****Interventions By BARANGAYS & AGENCIES**

The data shown below represent the sum of households who have received (HH reached) or who will receive (HH targeted or underway) recovery shelter support by HSWG partner agencies. Numbers reached are those reported to the HSWG by 6th October 2014. The full data set of HSWG data can be found here:

<https://www.sheltercluster.org/Asia/Philippines/Typhoon%20Haiyan%202013/Documents/20141003%20HSWG%20Database%20for%20website.xlsb>

Barangays & Agency	Temporary Shelter		Repairs & Retrofit		Core House		Permanent House		Total HH Reached	Total HH Target
	HH Reached	HH Target	HH Reached	HH Target	HH Reached	HH Target	HH Reached	HH Target		
BARANGAY 16										
BARANGAY 17										
BARANGAY 18										
BARANGAY 19										
BARANGAY 22										
BARANGAY 30										
BARANGAY 33										
BARANGAY 34										
BARANGAY 37										
BARANGAY 40										
BARANGAY 43										
BARANGAY 44-A										
BARANGAY 50-A										
BARANGAY 50-B										
BARANGAY 53										
EL REPOSO (BARANGAYS 55 & 55A)										
BARANGAY 57										
BARANGAY 59										
BARANGAY 66										
BARANGAY 66-A										
BARANGAY 67										
BARANGAY 68										
BARANGAY 69										
BARANGAY 70										
BARANGAY 72										
BARANGAY 73										
BARANGAY 74										
BARANGAY 75										
BARANGAY 76										
BARANGAY 78 (MARASBARAS)										
BARANGAY 80 (MARASBARAS)										
BARANGAY 81 (MARASBARAS)										
BARANGAY 82 (MARASBARAS)										



TACLOBAN CITY (CAPITAL) - HSWG Partner reporting

Recovery Shelter activities (as of 06-OCT-2014)
Interventions By BARANGAYS & AGENCIES

The data shown below represent the sum of households who have received (HH reached) or who will receive (HH targeted or underway) recovery shelter support by HSWG partner agencies. Numbers reached are those reported to the HSWG by 6th October 2014. The full data set of HSWG data can be found here:

<https://www.sheltercluster.org/Asia/Philippines/Typhoon%20Haiyan%202013/Documents/20141003%20HSWG%20Database%20for%20website.xlsm>

Barangays & Agency	Temporary Shelter		Repairs & Retrofit		Core House		Permanent House		Total HH Reached	Total HH Target
	HH Reached	HH Target	HH Reached	HH Target	HH Reached	HH Target	HH Reached	HH Target		
BARANGAY 83-A (SAN JOSE)										
BARANGAY 90 (SAN JOSE)	124	124							124	124
OXFAM /Green Mindanao	124	124							124	124
BARANGAY 91 (ABUCAY)										
BARANGAY 92 (APITONG)										
BARANGAY 93 (BAGACAY)										
BARANGAY 94 (TIGBAO)										
BARANGAY 95 (CAIBAAN)										
BARANGAY 96 (CALANIPAWAN)										
BARANGAY 97 (CABALAWAN)										
BARANGAY 98 (CAMANSINAY)										
BARANGAY 99 (DIIT)										
BARANGAY 109 (V & G SUBD.)										
BARANGAY 109-A										
BARANGAY 110 (UTAP)										
BARANGAY 5-A										
BARANGAY 36-A										
BARANGAY 59-A										
BARANGAY 59-B										
BARANGAY 83-B										
BARANGAY 8-A										
Grand Total	6,351	8,895	6,905	9,671	272	840	5	577	13,533	19,983